



User Manuel

TYPE AS...



SUNTEC
OIL PUMP

English

The SUNTEC AS oil pump has a built in solenoid valve which controls the regulator cut-off valve giving fast cut-off and cut-on function independent of the rotational speed.

APPLICATIONS

The gear set draws oil from the tank through the built-in filter and transfers it to the valve that regulates the oil pressure to the nozzle line. All oil that does not go through the nozzle line will be dumped through the valve back to the return line in two pipe installation or, if it is a one-pipe installation, back to suction port in the gear set. In that case, the by-pass plug must be removed from the return port, and the return port sealed by steel plug and washer. The solenoid valve of the AS pump is of the "normally opened" type. When the solenoid valve is non-activated, the by-pass channel between the pressure and return sides of the valve is open. No pressure will then be built up to open the valve; it does not matter which speed the gear set has. When the solenoid is activated, this by-pass channel is closed and because of the full speed of the gear set, the pressure necessary to open the valve will be built up very rapidly, which gives a very sharp cut-on function.

Cut-off :

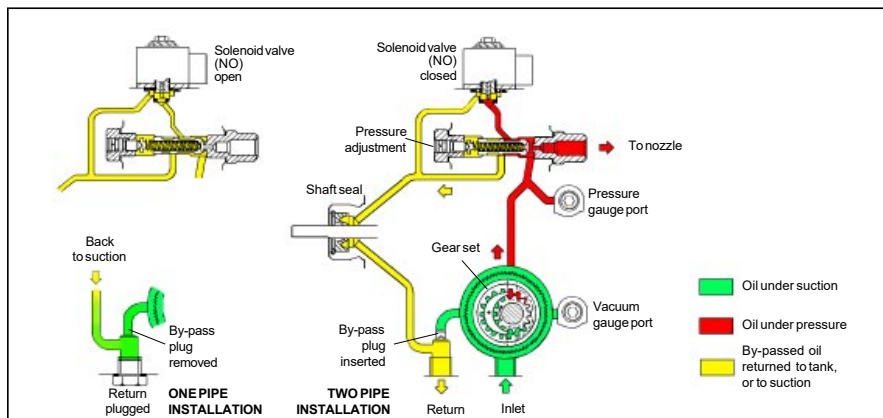
When the burner stops, the solenoid opens the by-pass at the same moment, which drains all the oil down to the return, and the nozzle valve closes immediately. This gives a very sharp cut-off function. The cut-on and cut-off can be actuated regardless of motor speed and have an extremely fast response.

When the solenoid is not activated, the torque requirement is low up to full motor speed.

Bleed :

Bleeding in two pipe operation is automatic, but it may be accelerated by opening a pressure port.

In one pipe operation, a pressure port must be opened to bleed the system.



General

Mounting	Flange or hub mounting according to EN 225.
Connection threads	cylindrical according to ISO 228/1.
Inlet and return	G 1/4" (for direct sealing facilities, contact Suntec)
Nozzle outlet	G 1/8"
Pressure gauge ports	G 1/8"
Vacuum gauge port	G 1/8"
Valve function	Pressure regulation and cut-off*. * cut-off function only assured for model pressure range.
Strainer	open area :14 cm ² - opening size : 150 µm.
Shaft	Ø 8 mm according to European standard EN 225.
By-pass plug	inserted in return port for two-pipe system ; to be removed with a 4 mm Allen key for one pipe system.
Weight	1,1- 1,5 kg (depending on the model).

Hydraulic Data

Gear size	Nozzle pressure range *	Factory setting
47/57	7- 14 bars	9 bars
67	10 - 15 bars	10 bars

* other ranges available on request,
refer to the specified range of the particular fuel unit.

Operating viscosity	2 - 12 cSt
Oil temperature	0 - 60°C in the pump.
Inlet pressure	2 bars max.
Return pressure	2 bars max.
Suction height	0,45 bars max. vacuum to prevent air separation from oil.
Rated speed	3600 rpm max. (AS 47, AS 57*) - 2850 rpm max (AS 67) * except for AS 57 with code date before 000101 (pumps manufactured before Jan. 1st , 2000) = 2850 rpm max.
Torque (@ 45 rpm)	0,10 N.m (AS 47/57) - 0,12 N.m (AS 67)

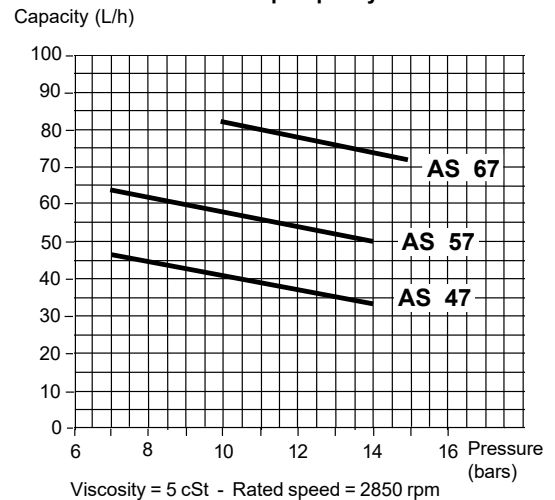
Solenoid valve characteristics

Voltage	220-240 or 110-120 or 24 V; 50/60 Hz.
Consumption	9 V.A (@ voltage = 220 or 110 or 24 V).
Ambient temperature	0 - 60°C
Maximum pressure	15 bars
Certified	TÜV Nr. stamped on pump body.
Protection class	IP 41 according to IEC 529, when used with SUNTEC connector cable.

Connector characteristics

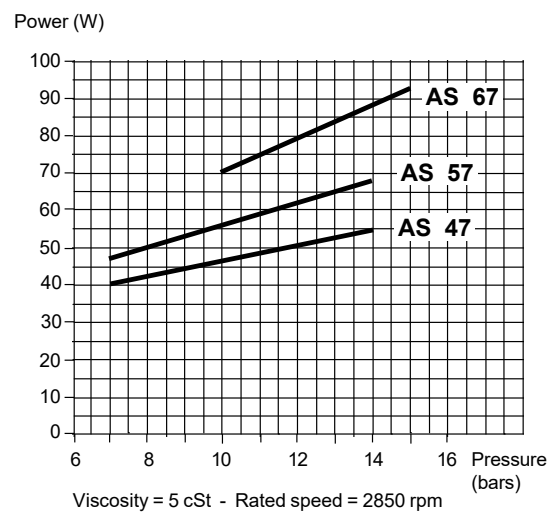
Encapsulation material	PVC
Cable type	H03 VV-F
Cross section area	0,5 mm ² per conductor.
Wire end terminals	in accordance with DIN 46228 D1-7Ms.

Pump capacity



Data shown take into account a wear margin.
Do not oversize the pump when selecting the gear capacity.

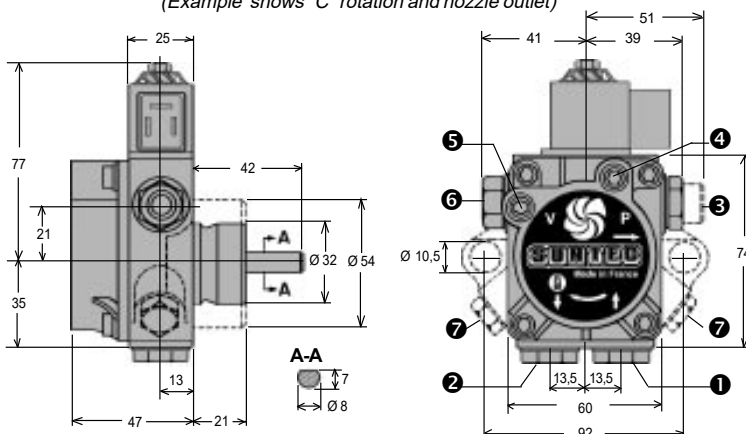
Power consumption



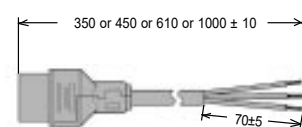
DIMENSIONS

PUMP

(Example shows "C" rotation and nozzle outlet)



CONNECTOR



- | | |
|------------------------------------|--|
| 1 Suction | 5 Vacuum gauge port |
| 2 Return and internal by-pass plug | 6 Pressure adjustment |
| 3 Nozzle outlet | 7 Pressure port (only for "7000" series) |
| 4 Pressure gauge port | |

Selkoc

Isıtma & Soğutma Otomasyon San. Tic. Ltd. Şti.

+90 (555) 994 13 62
+90 (212) 501 48 54 - 55
+90 (212) 501 48 57

info@selkoc.com.tr
satis@selkoc.com.tr
export@selkoc.com.tr

İsmetpaşa Mah. Hisar Sk. No:20/53-59
Üstün İş Merkezi Bayrampaşa / İstanbul / Turkey